


CANDIDATE USER MANUAL

You can register as new candidate @ **New User Sign Up**

← → ↻ ⓘ Not secure | spectrumjobs.org/index.php 🔍 ☆ 👤 ⋮



SPECTRUM
ITD JOB FAIR
World Class Job Portal from
Industrial Training Department

Sign In
Login as Employer / Candidate / Official

SIGN IN AS
 Candidate Employer Official

Mobile Number _____

Password _____

Remember me [Forgot password?](#)

Sign in

New User Sign Up


Designed & Developed : ITD-ITCell
© 2019. All RIGHT RESERVED.

[Twitter](#) [Facebook](#) [Google+](#)

spectrumjobs.org/csignup.php

Enter all the fields and click on **Sign Up**

← → ↻ ⚠ Not secure | spectrumjobs.org/csignup.php 🔍 ☆ 👤 ⋮



SPECTRUM
ITD JOB FAIR
World Class Job Portal from
Industrial Training Department

Sign Up
Register as Employer / Candidate

REGISTER AS
 Candidate Employer

Name
LETHA K S _____

Indian Mobile Number
9656199272 _____

Email
sabeeras@gmail.com _____

Password
***** _____

Retype Password
***** _____

By clicking Sign Up, you agree to our Terms.

Sign Up

Have account already? Please go to
Sign In

Designed & Developed : ITD-ITCell
© 2019. All RIGHT RESERVED.

After the Candidate Registration you must update Your **Personal Information, Communication Information, Experience Details, Qualification Details & also upload the necessary documents** for the job fair selection process.

1. Profile -> Edit Personal Information (you must fill all mandatory fields marked as *)

The screenshot shows the 'Edit Personal Information' form in the Candidate Dashboard. The form is titled 'PERSONAL INFO' and contains the following fields:

- Your Name as in 10th Certificate***: LETHA K S
- Gender**: Male Female Transgender
- Date of Birth***: 1966 Mar 11
- Aadhaar Number**: 123412341234
- Fathers' Name**: 123456
- Mothers' Name**: 1234456
- Religion & Caste**: OBC
- About Yourself**: Nothing Official

A 'Save' button is located at the bottom right of the form.

2. Profile -> Edit Communication Info (you must fill all mandatory fields marked as *)

The screenshot shows the 'Edit Communication Info' form in the Candidate Dashboard. The form is titled 'COMMUNICATION INFO' and contains the following fields:

- Permanent Address**
 - House Name/Number***: 32/528
 - Location**: MARADU VIA ERNAKU
 - Landmark**: Kerala
 - Pincode***: 682040
 - State***: Kerala
 - District**: Thiruvananthapuram
- Communication Address** Click if Permanent & Communication Address Same
 - House Name/Number***: 32/528
 - Location**: MARADU VIA ERNAKU
 - Landmark**: Kerala
 - Pincode***: 682040
 - State***: Kerala
 - District**: Thiruvananthapuram
- Phone Number**: 9446269997
- Mobile Number***: 9656199272
- Email Address**: letha1131966@gmail.com

A 'Save' button is located at the bottom right of the form.

3. Profile -> Edit Experience (you must fill all mandatory fields marked as *)

Spectrum

Profile View Settings About

Candidate Dashboard

Home / Profile / Experience

EXPERIENCE

Firm Name*	Type of Firm*	Job Type*	Job Name*	Month From*	Year From	Month To*	Year To*	Salary	
ORGANISATION NAME	Select Ty	Select Jo	JOB NAME	Select Mt	2019	Jan	2019	Salary	Add

#	Organisation	Organisation Type	Job Type	Job Name	Year From-To	Salary	
1	ERNAKULAM KARAYAGAM	Private Limited Company	Permanant	SENIOR CLERK	Mar, 1981 - May, 2018	25,000.00	

4. Profile -> Edit Qualification (you must fill all mandatory fields marked as *)

Spectrum

Profile View Settings About

Candidate Dashboard

Home / Profile / Qualification

QUALIFICATION

Qualification*	Name of Institution*	Subject/Trade*	Department/Board/University	Year of Passout*	% of Marks*	
Select Qualification	Name of Institution	Subject/Trade	Ex: Industrial Training I	Year of Passout	% of Mar	Add

#	Education Type	Name of Institution	Subject/Trade	Board / University	Year	Marks(%)	
1	ITI	govt iti calcut	stenography hindi	industrial training department	1996	92	
2	10th or Equivalent Pass	GHS ARAKKUZHA	ENG,MATHS,SCIENCE	SSLC	1986	86	

5. Profile -> Edit Social Profile (you must fill all mandatory fields marked as *)


The screenshot shows the 'Edit Social Profile' page in the Spectrum Candidate Dashboard. The page title is 'Candidate Dashboard' with a breadcrumb trail: Home / Profile / Social/Work Profile. The main section is titled 'SOCIAL PROFILE/YOUR WORK LINKS'. It features a table with columns for 'Social Media' and 'Link'. Below the table is an 'Add' button. The table contains five entries, each with a '#', 'Social Media', 'URL Link', and a 'Delete' button.

#	Social Media	URL Link	
1	facebook	manojmohanan	Delete
2	linkedin	renilmohan	Delete
3	yahoo	manojmohanan	Delete
4	wechat	manojmohanan	Delete
5	twitter	renilmohan	Delete

6. Profile -> Uploads (you must fill all mandatory fields marked as *)

The screenshot shows the 'Upload Documents / Photos' page in the Spectrum Candidate Dashboard. The page title is 'Candidate Dashboard' with a breadcrumb trail: Home / Profile / Upload Documents. The page is divided into two main sections: 'UPLOAD IMAGES' and 'YOUR DOCUMENTS / PHOTOS'. The 'UPLOAD IMAGES' section has input fields for 'Image Type', 'Title of Image', and 'Title of Document', along with 'Select File to Upload' and 'Upload Now' buttons. The 'YOUR DOCUMENTS / PHOTOS' section contains a table with columns for '#', 'Upload Type', 'Document Title', and 'Preview'. Each row in the table includes a 'Current' or 'Set Default' button and a trash icon.

#	Upload Type	Document Title	Preview	
1	My Profile Photo			Current
2	My Profile Photo			Set Default
3	My Profile Photo			Set Default
4	e-Resume Banner			Current
5	My Profile Photo			Set Default
6	My Profile Photo	More Testing		Set Default



letha1131966@gmail.com | 9656199272 | 9446269997

About Me
Nothing Official

Personal Information
View My Personal Information




-  Father: 123456
-  Mother: 1234456
-  Date of Birth: 11-03-1966
-  Gender: Female
-  Aadhaar No: 123412341234
-  Religion & Caste: Hindu/OBC

My Experience

#	Organisation	Organisation Type	Job Type	Job Name	Year From-To	Salary
1	ERNAKULAM KARAYAGAM	Private Limited Company	Permanant	SENIOR CLERK	3 1981 - 5 2018	25000

Contact Information

Contact me @ 9:00 AM to 5:00 PM ISD






-  9656199272
-  letha1131966@gmail.com
-  32/528, MARADU VIA ERNAKULAM, Kerala - 682040, 14643, Kerala

My Qualification

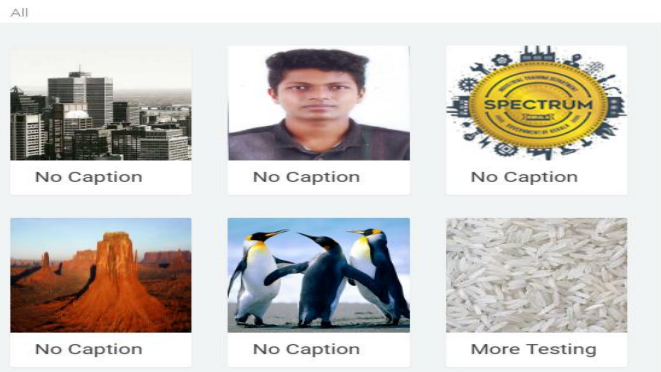
#	Education Type	Qualification	Board / University	Subject/Trade	Year	Marks(%)
1	ITI	govt iti calicut	industrial training department	stenography hindi	1996	92
2	10th or Equivalent Pass	GHS ARAKKUZHA	SSLC	ENG,MATHS,SCIENCE	1986	86

Socail Media/My Works

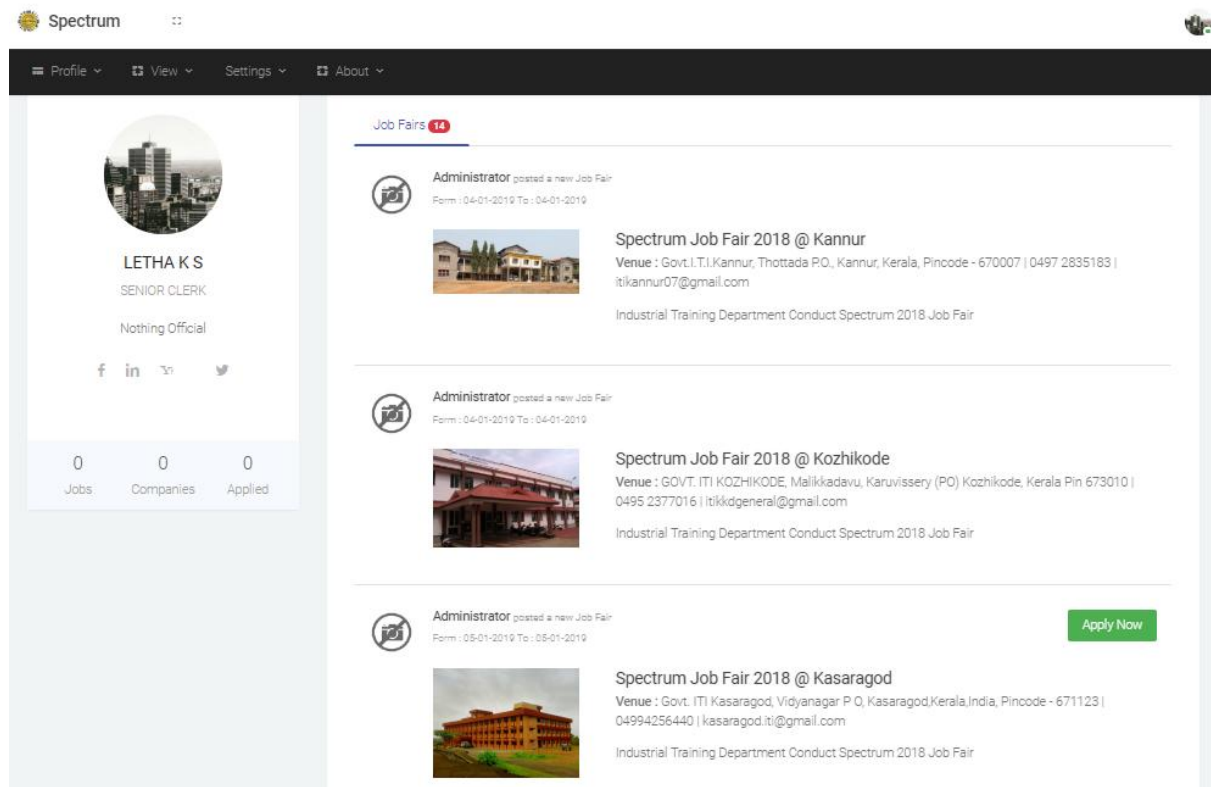
Please check my social profile and work details...

-  manojmohanan
-  renilmoian
-  manojmohanan
-  manojmohanan
-  renilmohan

My Photos/Certificates/Works Gallery



You can Apply/Disjoin a job fair @ menu **View->Profile**

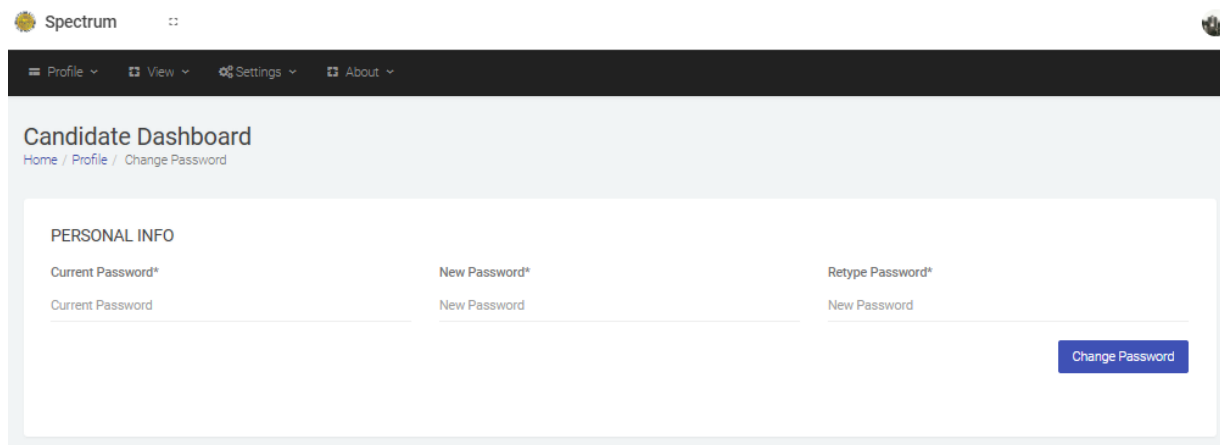


The screenshot shows the Spectrum Job Fairs page. On the left is a user profile for LETHA K S, SENIOR CLERK, with 0 Jobs, 0 Companies, and 0 Applied. The main content area is titled "Job Fairs 14" and lists three job fairs:

- Spectrum Job Fair 2018 @ Kannur**
Venue : Govt.I.T.I.Kannur, Thottada P.O., Kannur, Kerala, Pincode - 670007 | 0497 2835183 | itikannur07@gmail.com
Industrial Training Department Conduct Spectrum 2018 Job Fair
- Spectrum Job Fair 2018 @ Kozhikode**
Venue : GOVT. ITI KOZHIKODE, Malikkadavu, Karuvissery (PO) Kozhikode, Kerala Pin 673010 | 0495 2377016 | itikdgeneral@gmail.com
Industrial Training Department Conduct Spectrum 2018 Job Fair
- Spectrum Job Fair 2018 @ Kasaragod**
Venue : Govt. ITI Kasaragod, Vidyannagar P O, Kasaragod,Kerala,India, Pincode - 671123 | 04994256440 | kasaragod.iti@gmail.com
Industrial Training Department Conduct Spectrum 2018 Job Fair

An "Apply Now" button is visible next to the Kasaragod listing.

You can change your password @ menu **Settings-> Change Password**



The screenshot shows the Spectrum Candidate Dashboard. The navigation menu includes Profile, View, Settings, and About. The page title is "Candidate Dashboard" with a breadcrumb trail: Home / Profile / Change Password.

The "PERSONAL INFO" section contains a form to change the password:

Current Password*	New Password*	Retype Password*
Current Password	New Password	New Password

A "Change Password" button is located at the bottom right of the form.